R1 F

2 16



Contents

Financial Highlights	**2**
Financial Summary	**3**
Corporate Profile	**5**
Chairman's Statement	**6**
General Manager's Statement	**7**
Management Discussion and Analysis	**9**
Human Resources	**25**
Profiles of Directors, Supervisors and Senior Management	**28**
Report of the Directors	**36**
Report of the Supervisory Committee	**53**
Corporate Governance Report	**56**
Independent Auditors' Report	**67**
Consolidated Statement of Profit or Loss and other Comprehensive Income	**72**
Consolidated Statement of Financial Position	**74**
Consolidated Statement of Changes in Equity	**76**
Consolidated Statement of Cash Flows	**78**
Notes to the Consolidated Financial Statements	**80**
Definitions	**192**
Corporate Information	**194**



Financial Highlights

REVENUE

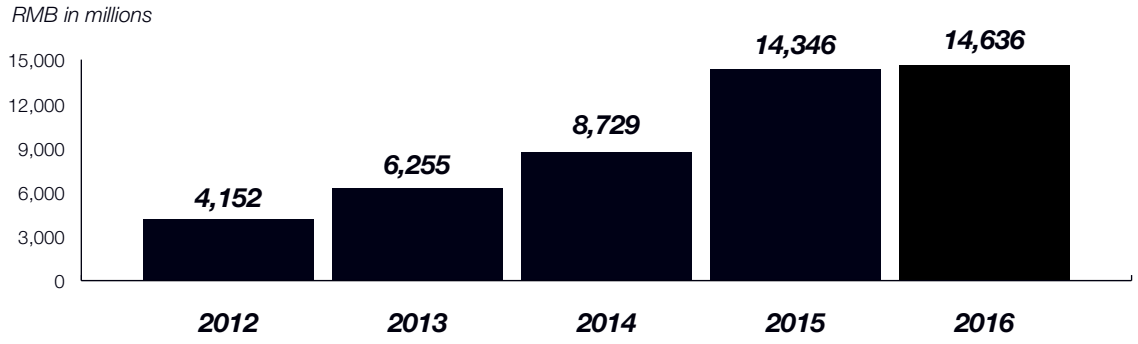

PROFIT FOR THE YEAR ATTRIBUTABLE TO EQUITY OWNERS OF THE COMPANY

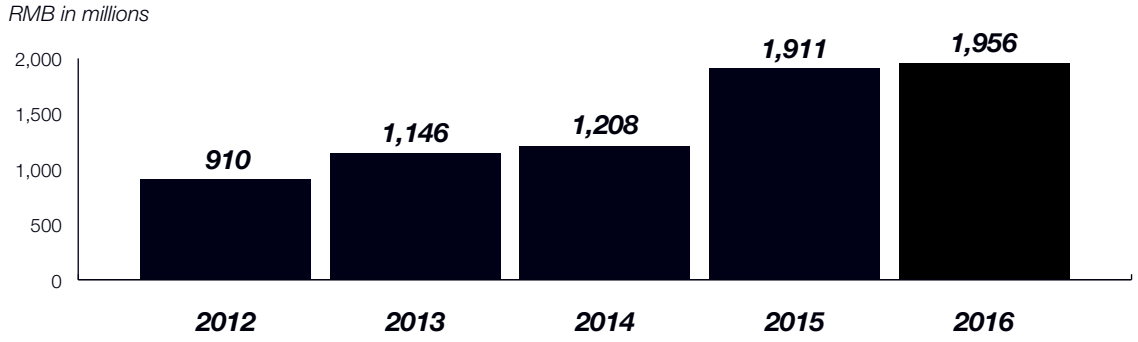

EARNINGS PER SHARE

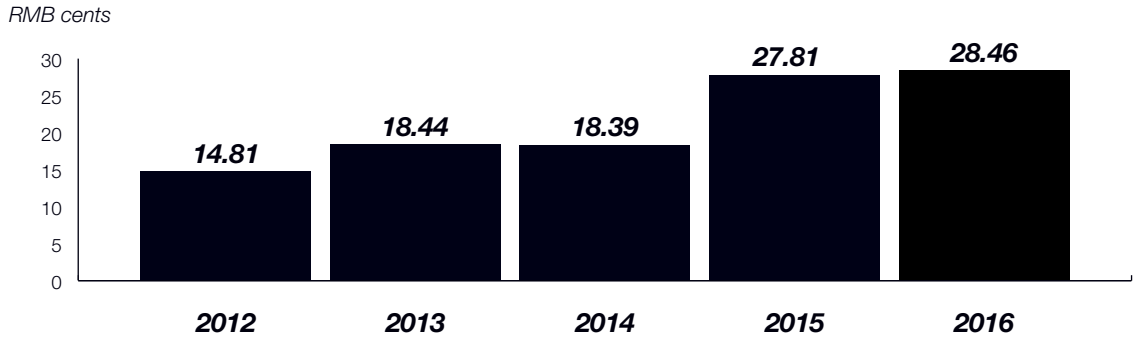

Financial Summary

	2016	Year ended December 31			
	RMB'000	[illegible]	[illegible]	[illegible]	[illegible]
Revenue	14,635,836	[illegible]	[illegible]	[illegible]	[illegible]
Other income	1,445,070	[illegible]	[illegible]	[illegible]	[illegible]
Profit from operations	3,354,176	[illegible]	[illegible]	[illegible]	[illegible]
Profit before taxation	2,570,330	[illegible]	[illegible]	[illegible]	[illegible]9
Income tax expense	(443,296)	[illegible]	[illegible]	[illegible]	[illegible],533)
Profit for the year	2,127,034	[illegible]	[illegible]	[illegible]	988,406
Profit attributable to shareholders of the Company	1,876,498	[illegible]	[illegible]	[illegible],483	988,406
Profit for the year attributable to:					
Ordinary shareholders of the Company	1,885,569	[illegible]	[illegible]8,330	1,145,534	910,101
Holders of other equity instruments	77,250	[illegible]	–	–	–
Non-controlling interests	64,215	[illegible]	78,963	81,949	78,305
	2,127,034	[illegible]50	1,287,293	1,227,483	988,406
Total comprehensive income for the year attributable to:					
Ordinary shareholders of the Company	1,837,015	1,886,311	1,132,147	1,145,534	910,101
Holders of other equity instruments	77,250	41,482	–	–	–
Non-controlling interests	64,233	75,066	54,554	81,949	78,305
	1,976,498	2,002,859	1,186,701	1,227,483	988,406
Earnings per share attributable to ordinary shareholders of the Company					
Basic and diluted	28.45	27.81	18.39	18.44	14.81

Financial Summary

	As at December 31				
	2016	2015	2014	2013	2012
	RMB'000	*RMB'000*	*RMB'000* (restated)	*RMB'000*	*RMB'000*
Total assets	47,732,887	46,401,607	48,137,748	38,493,152	31,109,078
Non-current assets	40,825,643	39,349,821	37,696,064	32,090,764	26,246,970
Current assets	6,906,244	7,051,786	10,441,684	6,402,388	4,862,108
Total liabilities	30,337,575	30,294,363	35,195,978	27,528,994	21,786,753
Current liabilities	20,279,259	14,189,234	16,487,571	10,645,896	7,604,768
Non-current ilities					

Corporate Profile

[redacted]

[redacted] and New [redacted]mpic Games, [redacted]eration installed [redacted]ely abundant solar [redacted]dium and small-sized [redacted]uted in northwest China [redacted]

[redacted] wind power, optimize photovoltaic [redacted]ny upholds the working guidance of [redacted] financing as well as increasing efficiency [redacted]ciency, pursuing efficiency from stock and [redacted] and also endeavors to adapt to the new normal [redacted]s competitiveness and capability for sustainable [redacted]